

# Special Quarantine Issue

Our 39<sup>th</sup> Year of Bringing Woodworkers Together *(even while we're Apart)*

**JULY, 2020 NEWSLETTER**

**Volume 39 - Issue 5**



<u>What's in this Issue?</u>	<u>Page</u>
<a href="#"><u>Embers Burning Bright</u></a>	2
<a href="#"><u>Your New Website</u></a>	3
<a href="#"><u>Virtual Shop Tour</u></a>	4
<a href="#"><u>General Meeting - July 29<sup>th</sup></u></a>	5
<a href="#"><u>How to Zoom</u></a>	6
<a href="#"><u>Member Shop News</u></a>	7
<a href="#"><u>Shop 3.0 Progress Report</u></a>	8

# Embers Burning Bright

The SDFWA exists to serve our woodworking community. There are normal times when we-do-what-we-do and then there are extraordinary times when we must do more. Now is one of those times. In a world suffering a pandemic and with limited options for engaging with others we ARE doing more. We are running more programs now than ever before. Are you taking advantage?

Just today I learned that the [Toy Program](#) is meeting again and cranking out products. To date in 2020 they've produced 49 butterflies and are ramping up to produce a child's tool-tote with six tools. They feel good doing it, enjoy the company they keep and they beneficially affect young kids' lives. (See picture on [page 1](#)).

[SIGs](#) have been remarkably engaged:

Paul's [Hand Tools SIG](#) continues to instill passion in the uninitiated as he sustains his parade through planes, saws, spokeshaves, chisels, scrapers and more. He also brings in the occasional handmade skill such as traditional bow making and will often include a mystery hand tool for us to learn about.

Tim's [Fusion 360 SIG](#) has taken us from a basic software introduction through to working with assemblies and joints. Ed's [CNC SIG](#) and Alan's [Laser SIG](#) keep pushing into new frontiers of learning while fostering rich communities of enthusiasts. Each of these groups meets one or more times per month and they welcome your participation.

Doug's [Fast Start Fundamentals SIG](#) serves the very important role of providing basic woodworking education in the context of project builds. He just finished a series of classes making a hanging wall cabinet and has now started a new series making a small veneered box. By watching Dr. Glessner build and explain, you can more quickly become a competent woodworker.

All [SIG meetings are recorded](#); you can always catch up.

Have you heard that the [Member Shop](#) is open again? With excellent health guidance we've reopened under a very good safety protocol. Attendance is limited and precautions are many but you can again have a safe workshop to advance on your projects. Classes have restarted too, albeit with restricted class sizes. Restoring other programs is also being revisited.

[Shop Tours](#) anyone? We've had them and plan more. Upcoming Shop Tour: [Lumbercycle](#). Chuck's **Carving SIG**? Yep, they're meeting at the Shop on Tuesday mornings when Jim's **Toy Class** isn't meeting. Don't forget the never-ending joy ride which is also our biggest fund raiser: the **Holiday Gift Sale**. That group meets alternately at the Shop and online on Friday mornings. Lastly, **General Meetings** will continue to happen via Zoom as you can read elsewhere in this newsletter.

There's so much going on! We're in the middle of an amazing members-helping-members marathon which is helping us all better deal with the pandemic. What? You're not benefiting because **you're not involved?** **There's a remedy for that! :-)**

Details of all our activities and programs can be found on [your NEW website](#).

# Your NEW website

[www.SDFWA.org](http://www.SDFWA.org)

Activities Slideshow

Latest News

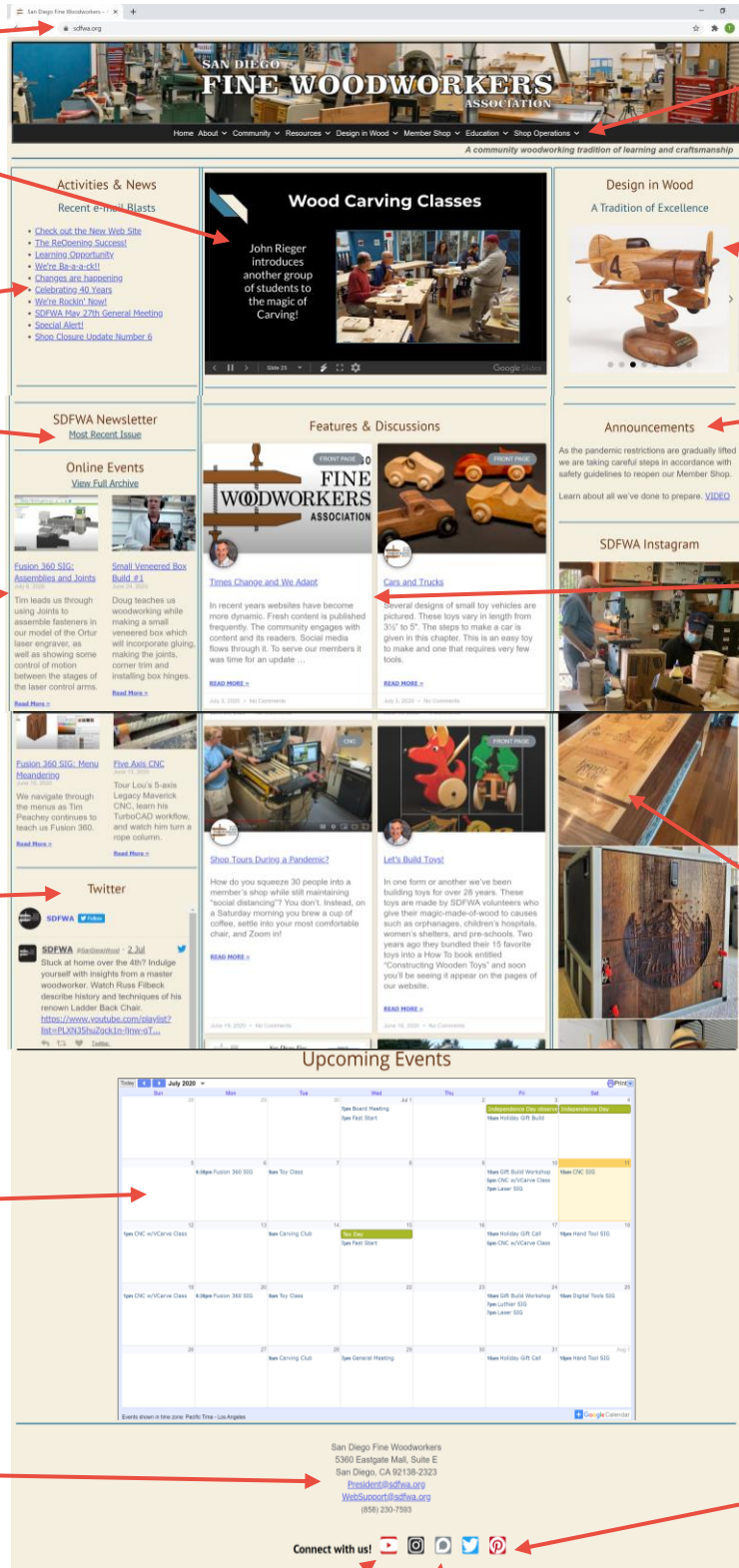
Current Newsletter

Recent Online Events

SDFWA Twitter Feed @SanDiegoWood

Calendar of Activities

Our Contact Information



Same Menu Bar (Including all of your Favorites, plus some more!)

Design in Wood

Important Announcements

- See the [design goals](#) for this new website.
- [Build your 1st wooden toys.](#)
- Read about [CA Adhesives](#) from the President of [SDWT](#).

SDFWA Instagram Feed #sandiegowood

Link to SDFWA Pinterest

Link to SDFWA YouTube Videos

Link to SDFWA Discussion Forums:

Discuss drawer [corner joinery techniques](#)  
See members' [recently completed projects](#)  
Watch [Russ discuss ladder back chairs](#)



## **Virtual Shop Tour:**

Our next Virtual Shop Tour will be on

**Saturday, July 25**  
**at 10:00 am**

And it will be a doozy!



Lumbercycle is an urban lumber non-profit which recycles fallen trees back onto our community of woodworkers. In Ramona they have stacks of wet lumber and kilns for drying. In Encinitas they have a yard with three sawmills. In National City is their shop where all the dry wood is inventoried, their workshop is located and where art pieces are stored from charity donations by different woodworkers. Lots to see and learn so plan to join us!



Register on PunchPass (<https://sdfwa.punchpass.com/classes/6105514>) **NOW** to get your **Zoom** link for the live virtual tour on July 25.

## General Meeting - July 29<sup>th</sup>



### Furniture Repair and Restoration

Care taking for the next furniture maker

by Paul Henry,  
Master Woodworker

Custom Furniture &  
Antique Restoration

Carlsbad, CA

**Don't Miss This!**  
**General Meeting, Wednesday, July 29, 2020**  
**Online - Using Zoom (link to be provided)**  
**7:00 – 8:30 PM**



*Paul uses only approved conservation methods and materials to enhance and improve the function and value of an heirloom furniture piece. From re-gluing chairs to replacing lost or broken elements and restoring veneers, he will show the traditional skills and techniques that are required to give tired old furniture a new life of service.*




This program will be delivered via the Zoom app so mark your calendars and get ready by downloading the Zoom App via the [following directions](#). Then at 7:00 on July 29<sup>th</sup>, click the link that will be sent to join the meeting.

**Don't Miss it. Our Raffle Prize will be a Festool Hepa Dust Extractor CT-15!!!**

**We'll also announce the winners of the "Furniture Accessories" Contest at this Meeting.**  
**The deadline to submit entries for the \$100 grand prize is Saturday, July 25<sup>th</sup>.**



# How to “Zoom”



**Zoom** is a program and website that is used to communicate audibly and visually over the internet.

Everyone is doing it and talking about it. You too can join in the fun!

Zoom is **free** to Download and/or use on all computer devices (your options are ranked here from best to worst):

1. Laptop Computer – Has built-in camera, microphone and speakers or headphones.
2. Tablet - Same as a Laptop, but a smaller screen. (You will need to download the free Zoom App)
3. Smartphone – Same as a Tablet, but an even smaller screen.
4. Desktop Computer – You will need speakers or headphones to be able to hear the meeting.

Then:

- A. Download and Install **Zoom** on your computing device (Mac, PC, Tablet or phone) from <https://zoom.us/support/download>.
- B. Register for future meetings you find listed on the calendar at the bottom of <http://www.sdfwa.org> or on [punchpass](#).
- C. You can find all of our past presentations listed at <https://sdfwa.org/video-archive/>.
- D. Just prior to the meeting, click on the scheduled zoom link. This will open your browser and you will be prompted to start Zoom. Click on Open Zoom and you will see the meeting.  
(If it asks your permission to use the computer camera and/or microphone – respond YES).


If you have any questions, comments or concerns about Zoom write back to [Mike](#) for help.



## Member Shop News

Your Member Shop continues to move forward, despite the many challenges posed by the current pandemic. We re-opened on June 1<sup>st</sup> with a variety of well-thought-out safety measures in place. Members have embraced this “new normal” and no significant issues have emerged. As a result, the decision has been made to increase the number of slots per shift from 3 to 4. This new level has seemed to alleviate the backlog in Shop availability without any problem of “over-crowding”.

Shift-Supervisors are reporting that most Members are strictly adhering to the new safety requirements, including face masks and social distancing. We are finding that it is easy to forget to keep at least 6 feet of distance, particularly when trying to speak with another Member. But everyone has been good natured about reminding each other. Most importantly, everyone is delighted to be back in the Shop!



**Jeff Romek Signs in with Shift Supervisor Mary Russo on Monday, June 1st...the first day of the “ReOpening”**  
**Note the face coverings, the 6 foot Social Distancing and, yes, the big smiles under those masks!**

The “Furniture Accessories Contest” comes to an end this month. You can turn in your entries Saturday, July 25<sup>th</sup> at the Member Shop. Remember...you can't win the \$100 first place prize if you don't enter! So do your part. Get out into your shop and get 'er done!! We're counting on you to do your part in helping support the Club! Questions? Just [email us](#).

There is lot of other activity going on at the Shop. Our Holiday Build Sessions have re-started as has Jim Strawn's Toy Building Program. And our Introduction to Woodworking and some of the Digital Tools Classes have resumed. This presents some unique challenges as instructors attempt to teach without every getting closer than 6' to their students. Thanks to the many instructors and TA's that are taking on the challenge providing this important educational component to the Shop.

Our policy of “Constant Improvement” continues as well. We've just added a new heat exhaust fan in the “Bench Room” that will allow much better evacuation of the hot air in the Shop during the coming summer months.

We also received a significant donation from Bob Kline. Bob has been a professional luthier for over 30 years and has fallen terminally ill. He has donated the entire contents of his Shop, including his exhaustive collection of specialized luthier tools to Shop. Mike Davis and Jim Strawn are now sorting through the inventory to decide how best to provide benefit of these tools to our Members.

I want to close with a special “thank you” to all the Members that have worked hard to re-open the Shop and keep us moving forward over these last challenging months. The loyalty, dedication and work ethic of our people is truly an inspiration!

See you in the Shop!

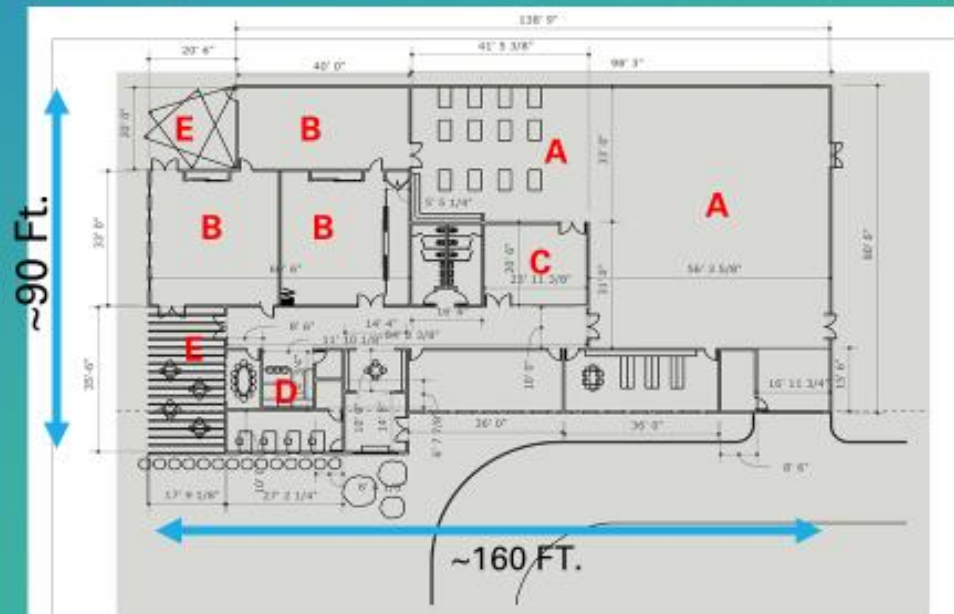
# Shop 3.0 Progress Report

CORVID-19 will not stop us! I, along with support from the SDFWA leadership team, have been working hard on producing a set of materials to use in talking to potential donors about funding our shop 3.0 goals. These materials are now nearly complete, and I will be calling on some of you to participate in a one-on-one, dry run of our material before we go out to the community! Elizabeth Gralton, our Shop 3.0 Team architect, has produced the beautiful rendering and potential floorplan of what the new space may look like (shown here). As you can see, we would like to expand the capabilities of our new space from what we now have in the current location significantly. I am excited about this project, and I cannot wait for the lockdown to be over so we can continue on our way to a new shop!

## Shop 3.0: Our Preliminary Concept

### **Features:**

- ✓ More Member Capacity (3.5x Total Size)
- ✓ Larger Machine & Bench Room (2.5x) – “A”
- ✓ Solar Panels
- ✓ Larger Class/Meeting Space (3x) – “B”
- ✓ Maintenance & Repair Space – “C”
- ✓ Audio/Video Filming
- ✓ Kitchen Facilities – “D”
- ✓ Outdoor Space – “E”



Pete Sterling - SDFWA Planning Director